





	Intake of your lighting

1. How many luminaires of which type have you currently installed?

Current lighting		Amount	Length (60/120/150cm)
Tube T5 or T8			
		Single/double?	
Panel (4x60cm Tube or 2x 120cm)			
HQI - HQL			
Floodlight			
Energy saving lamp (double / single) Spot (downlight)			
Streetlighting			

2. Please send us pictures of the current lighting/situation

3. Type location 0 office 0 industrial hall 0 School 0 Parking garage 0 Other

Contact details

Company

Contact person

Address:

Zip code, city

Phone number

Thank you, we take care of your Energy Saving Calculation as soon as possible

Beste regards,

The Rentalite Team

Amsterdam - Rotterdam - Enschede

Tel: +31 53 7333555

info@rentalite.com